



g gg

g





girl


gg








egg

What sound do you hear at the start of  ?  
Say this sound every time you see .

1

Say the name of the picture in each gift. Listen for .

Colour the gift if you hear  at the start of the picture name.

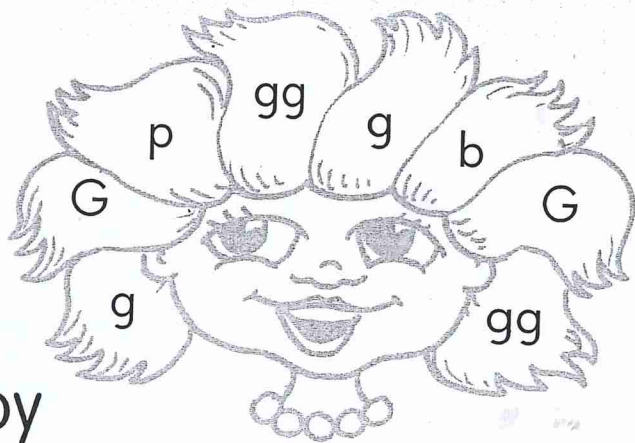


2

Colour the strands of hair green  
if you see **g**, **gg** or **G** on them.

Colour all the other strands of hair pink.

Now Gabby is ready for the party.



Gabby

3

Write **g**, **gg** or **G** in the spaces.

Read with your teacher. Mime the poem.

\_\_irls \_\_rin. \_\_irls \_\_i\_\_le.

\_\_irls hu\_\_. \_\_irls wi\_\_le.

10 · Teacher's Note: Discuss – Letter **g** anywhere in a word, **gg** in the middle, **G** starting names and sentences.

Extension Idea: Draw birthday gifts you would like. See *Sound Waves Teacher Resource Book 1* for additional activities.



e

e





egg


What sound do you hear at the start of  ?

Say this sound every time you see  e.

1

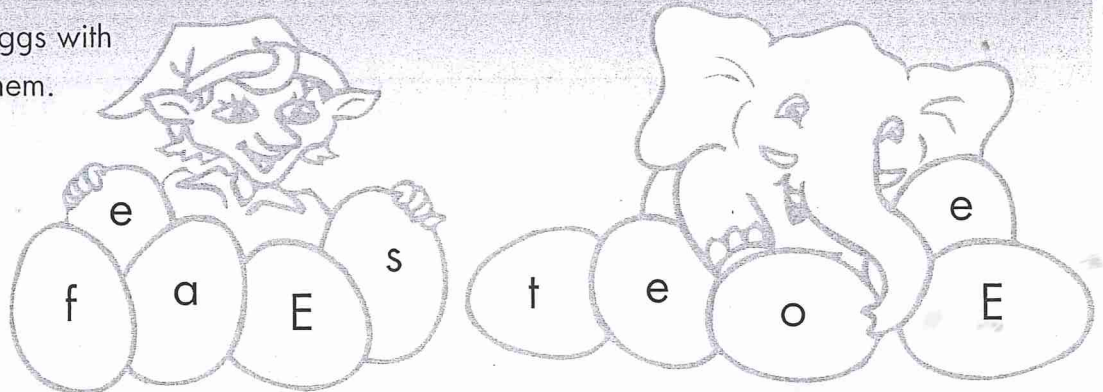
Say the name of the picture in each egg. Listen for .

Colour the egg if you hear  e at the start of the picture name.



2

Colour the eggs with e or E on them.



3

Write e or E in the spaces.

Read with your teacher.

Colour the picture.



\_\_\_lves like \_\_\_mpty \_\_\_ggs.