



Central School

Home School Package

Year : 9 Religious Education
2020

HOME SCHOOL PACKAGE CONTENT

WEEK: 4

Thursday – My responsibility for others Pages 3 – 5

WEEK: 5

Thursday – My responsibility for my community Pages 6 – 8

WEEK: 6

Thursday – The Church Through 2, 000 years Pages 9 – 13

WEEK: 7

Thursday – How the church started Pages 14 – 16







WEEK: 8

Thursday – Characteristics of the first church Pages 17 – 19

WEEK: 9

Thursday – Characteristics of the early church (a) Learning Pages 20 - 22

LESSON PLAN

 Teacher	Name : Mr Vereti & Mrs Henry Subject : Religious Education
 Date	WEEK : 4 Thursday 11/06/20
	Topic : My Responsibility For Others Lesson number : 10
 Learning outcomes	By the end of this lesson students should be able to: <ul style="list-style-type: none"> • Identify that swearing can spoil relationship • Identify that stealing can spoil relationship
 Introduction	<u>Swearing and Stealing</u> Swearing refers to rude or offensive language that someone uses. But Stealing is taking (another person's property) without permission or legal right and without intending to return it.
	Catch phrase for the lesson ‘Swearing and Stealing is bad’



Learners notes

Summary

Swearing

The swear words used can be using God's name in vain or words about sex. People swear at someone when they are angry, and want to hurt someone. Some people swear without thinking.

Bible verse	What the Bible says
Ephesians 5 :4	Sex is something good and should not be made fun of.
Ephesians 4 :25– 27 29 - 32	As christians, we should help others and encourage them, not hurt them with our words.
James 3 : 5-10	Word scan cause a lot of trouble. We must control our tongues.

Stealing

'Do not steal' is one of the ten commandments.






Bible verse	Different kinds of stealing
Deuteronomy 24 : 14-15	Not paying fair wages is a form of stealing
Amos 8 :4-6	Another form of stealing is high prices, selling bad food,etc
Ephesians 4 :28	Some people steal because they are too lazy to work or they are greedy and want too many things.

Stealing







- Spoils relationship
- Breaks down trust and friendliness
- Is wrong





To prevent stealing




- Share what you have
- Acts 4 :32-35 encourages believers to share what they have with others.

 Visual aids	Bible
 Exercises	<u>Activity</u> <ol style="list-style-type: none"> 1. Read the notes carefully and make your own notes. 2. When do people swear ? 3. Why do people swear ? 4. How do you feel when someone swears at you ? 5. The story of Robin Hood shows that he stole from the rich to give to the poor. Was he right or wrong ?
 Assignment	NOTE : It is important that you complete this exercise as this topic will be assessed later with an assignment and a test.
 Assessment	Imagine that someone has been stealing in your classroom. One student has lost VT500. What should you do ?
 Re fer en ces	https://dictionary.cambridge.org/dictionary/english/swear







LESSON PLAN



 <p>Teacher</p>	<p>Name : Mr Vereti & Mrs Henry Subject : Religious Education</p>
 <p>Date</p>	<p>WEEK : 5 Thursday 18/06/20</p>
	<p>Topic : My Responsibility for my Community Lesson number : 11</p>
 <p>Learning outcomes</p>	<p>By the end of this lesson students should be able to:</p> <ul style="list-style-type: none"> • Identify people living in a community who needs help • Help a needy people
 <p>Introduction</p>	<p><u>My Responsibility for my Community</u> We all live in some kind of community, a village, a school, an area in the town. We need to play our part in the community too.</p> 

	<p>Catch phrase for the lesson ‘Respect those in need and help them’</p>														
 Learners notes	<p>Summary There are people who live amongst us who needs help. Jesus showed us an example by caring for those who were in need.</p> <p>Read the following Bible verses and make a list of the types of people God wants us to care for :</p> <table border="1" data-bbox="487 716 1393 1167"> <thead> <tr> <th>Bible Verse</th><th>Types of people God wants us to care for</th></tr> </thead> <tbody> <tr> <td>Exodus 22 :21-27</td><td>Foreigners, widows, orphans</td></tr> <tr> <td>Leviticus 19 :32</td><td>Older people</td></tr> <tr> <td>Luke 10 :25-37</td><td>Neighbour in need</td></tr> <tr> <td>Luke 13 :10-17</td><td>Crippled people</td></tr> <tr> <td>Luke 6 :6-10</td><td>Disabled or handicapped</td></tr> <tr> <td>Matthew 25 :34-36</td><td>Stranger or prisoner</td></tr> </tbody> </table>	Bible Verse	Types of people God wants us to care for	Exodus 22 :21-27	Foreigners, widows, orphans	Leviticus 19 :32	Older people	Luke 10 :25-37	Neighbour in need	Luke 13 :10-17	Crippled people	Luke 6 :6-10	Disabled or handicapped	Matthew 25 :34-36	Stranger or prisoner
Bible Verse	Types of people God wants us to care for														
Exodus 22 :21-27	Foreigners, widows, orphans														
Leviticus 19 :32	Older people														
Luke 10 :25-37	Neighbour in need														
Luke 13 :10-17	Crippled people														
Luke 6 :6-10	Disabled or handicapped														
Matthew 25 :34-36	Stranger or prisoner														
 Visual aids	<p>https://www.youtube.com/watch?v=XhjFa7OFaal</p> <p>https://www.youtube.com/watch?v=S12Fz2J6-iM</p> <p>https://www.youtube.com/watch?v=JPOacJGEpUU</p>														
 Exercises	<p>Activity</p> <ol style="list-style-type: none"> 1. Read the notes carefully and make your own notes. 2. Make a list of the types of people God wants us to care for. 3. Why do these people need help ? 4. How can we help them ? 														

 Assignment	NOTE : It is important that you complete this exercise as this topic will be assessed later with an assignment and a test.
 Assessment	Plan a project that you could do to help someone in your community
 References	Religious Education Teacher's Notes Year 9

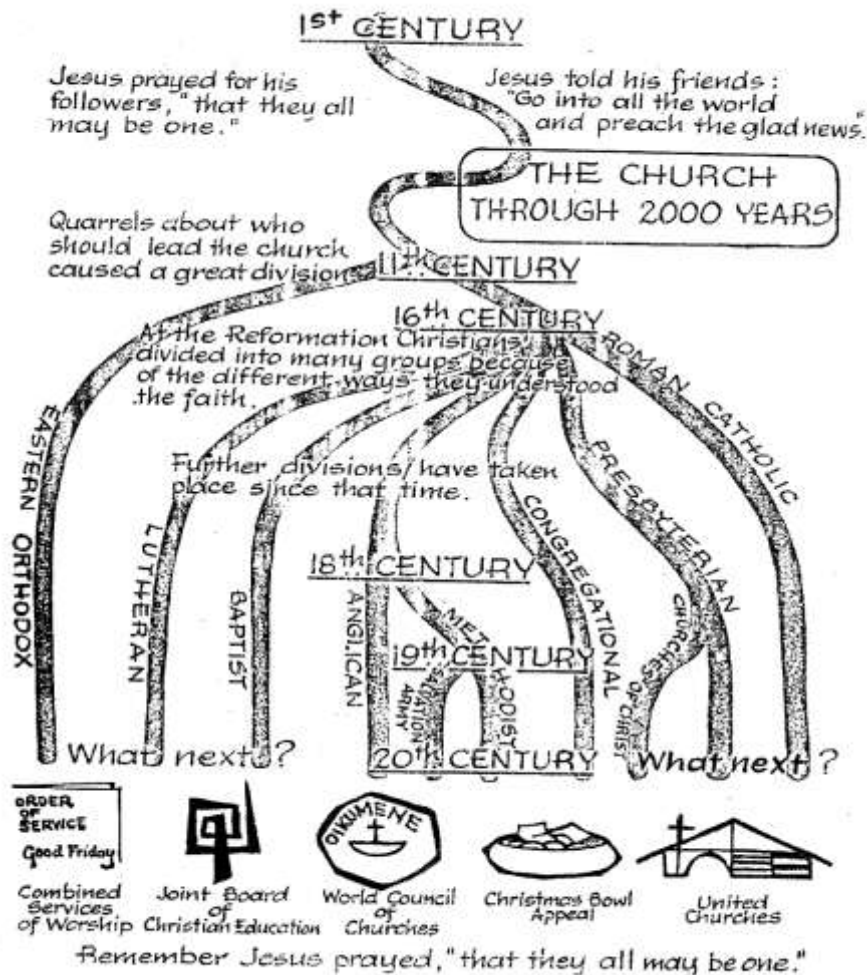
LESSON PLAN

 <p>Teacher</p>	<p>Name : Mr Vereti & Mrs Henry Subject : Religious Education</p>
 <p>Date</p>	<p>WEEK : 6 Thursday 25/06/20</p>
	<p>Topic : The Church Through 2,000 Years Lesson number : 12</p>
 <p>Learning outcomes</p>	<p>By the end of this lesson students should be able to:</p> <ul style="list-style-type: none"> • State what a church is • Explain how the church started as one church, but split into different groups
 <p>Introduction</p>	<p><u>The Church Through 2,000 Years</u> The church is a group of people – the Body of Christ. (1 Corinthians 12 :27)</p> 

	<p>Catch phrase for the lesson</p> <p>‘ The Church is the Body of Christ’</p>
<div data-bbox="245 428 383 590"></div> <p>Learners notes</p>	<p>Summary</p> <p>Use the notes and diagram provided below to help you understand how the church started as one church, but later split into different groups.</p> <ol style="list-style-type: none"> a) 11th century. The Christians in Western Europe were ruled by the Pope in Rome. Christians in Eastern Europe (Russia, Greece, Turkey etc) did not want to be ruled by an Italian - they formed the Eastern Orthodox church with their own leaders called patriarchs. The Western church became known as Roman Catholic. Both churches still have large followings today. b) 16th Century Reformation. Martin Luther challenged Roman Catholic teaching especially about indulgences (sale of papers guaranteeing forgiveness); he taught salvation by grace rather than good works, and that the Bible is the main rule of faith. He formed the Lutheran church. Other reformers like Calvin and Zwingli started Presbyterian (Reformed) Baptist and Congregational churches. In England, King Henry VIII refused to obey the Pope in Rome and founded the church of England (Anglican) with the King or Queen of England as its head. c) Methodists (founded by John Wesley) and the Salvation Army (William Booth) tried to help the poor and bring about social reform. The Churches of Christ (or Disciples of Christ) was started in America by Alexander Campbell who wanted his church to go back to the New Testament church and be as like it as possible. They baptise only adults, and all christians take part in the worship services and communion. (d) 19th century. In USA the Adventist Church was founded by William Miller (a Baptist) to emphasize that the second coming of Jesus was very close (He said 1844). Later this church started worshipping on the Sabbath (Saturday) and obeying the food laws of the Old Testament. Movements like the Jehovah's Witnesses grew out of Adventist groups (in 1870s founded by Charles Russell). (e) The 20th century. saw the rise of the "Spirit" centred churches like Assemblies of God, Holiness Fellowship, and Charismatic groups with emphasis on the gifts of the Holy Spirit, especially miraculous ones. (f) Since 1948, the ecumenical movement has been growing, seeking the re-union of all the denominations. The World Council of Churches, United churches etc are working for co-operation and uniting of all churches in the world.






Visual aids









Exercises

Activity

1. Read the notes carefully and make your own notes.
2. Copy the diagram into your exercise book.
3. Add points (d) and (e) to the diagram

 Assignment	NOTE : It is important that you complete this exercise as this topic will be assessed later with an assignment and a test.
 Assessment	Q1. Prepare a poster on an A4 paper to show : <ul style="list-style-type: none"> • Name of your denomination • When your denomination started, • Who started your denomination • Where was it started Q2. Give the main reason for division
 References	https://www.agodman.com/blog/church-body-christ-fulness-head-expression/ Religious Education Teacher's Notes Year 9

LESSON PLAN

 Teacher	Name : Mr Vereti & Mrs Henry Subject : Religious Education
 Date	WEEK : 7 Thursday 02/07/20
	Topic : How the Church started Lesson number : 13
 Learning outcomes	By the end of this lesson students should be able to: <ul style="list-style-type: none"> • State the formula or recipe for the Christian Church • Retell the story of the day of Pentecost
 Introduction	<u>How the Church started</u> The Christian Church started about A.D. 30 The church began on the day of Pentecost. (Acts 2 :41) The early Christian Church began in Jerusalem and the surrounding area and grew out of the Jewish tradition
	Catch phrase for the lesson ‘Growing Our Faith’



Learners notes

Summary

The formula or recipe for the Christian Church

There had to be 3 ingredients before the christian church could be born. The 3 ingredients on the formula are :

Acts I : I + Acts I : 3 + Acts I: 8 = the church.
 (Jesus' life) + (His resurrection) + (The Holy Spirit)
 (& teaching) = the church

The reasons to why each ingredient is necessary :

- Jesus' life and teaching are the basis of the church's message.
- His resurrection shows he is from God, or he is the Son of God.
- The Holy Spirit gives power and courage to the disciples to preach and witness.






(a) Acts 2 :1-14 is a symbolic story. V2 mention that there was the sound of a mighty wind and verse 3 says there was tongues of fire.

These images help us to understand what the disciples experienced when they recived the Holy Spirit. It was like wind and like fire. It gave them power, new life, enthusiasm, cleansing, etc






(b) "They began to talk in other languages." Acts 2 : 4. What did they talk about ? (Acts 2 : 11) The countries mentioned in Acts 2 : 8 - 11 represent the whole world known to the disciples and are in fact the places the disciples and Paul went to preach in the rest of the story in Acts.


Acts 2 : 4 is a symbolic way of saying that when the disciples received the Holy Spirit, they were enabled to go to every nation in the world and preach the gospel of Jesus Christ. (Actually the disciples did not need to speak other languages as everyone spoke Greek).




(c) The first thing Peter did was to preach to the crowd in Jerusalem about Jesus, his life, death and resurrection (2 : 22 - 24, 36) and urge them to repent and follow Jesus (2 : 37 - 38.) This led to the first group of converts who formed the first Christian Church. (2: 41).

 Visual aids	Bible
 Exercises	<u>Activity</u> 1. Read the notes carefully and make your own notes. 2. Read Acts 4 :1-14 and draw a picture to represent verses 2 & 3.
 Assignment	NOTE : It is important that you complete this exercise as this topic will be assessed later with an assignment and a test.
 Assessment	Q1. Rewrite the story of the ‘Day of Pentecost’ in your own words.
 References	Religious Education Teacher’s Notes Year 9 http://request.org.uk/people/history/history-of-the-early-church/









LESSON PLAN


 Teacher	Name : Mr Vereti & Mrs Henry Subject : Religious Education
 Date	WEEK : 8 Thursday 09/07/20
	Topic : Characteristics of the first church Lesson number : 14
 Learning outcomes	By the end of this lesson students should be able to: <ul style="list-style-type: none"> • List the seven activities of the first church • List all the activities of the churches today
 Introduction	Characteristics of the first church The first believers were devoted to the instruction of the Apostles as they taught the scriptures. They always prayed to God before they went out to the world.





	<div data-bbox="548 218 1317 590" data-label="Complex-Block"> <p style="text-align: center;">Characteristics of the first Church (2v42-47)</p> <ul style="list-style-type: none"> • Devoted to biblical teaching (v42). • Genuinely caring for each other (v44-46). • Lively in their worship (v47). • Growing the church by word and lifestyle evangelism (v47b-48). </div>
	<p>Catch phrase for the lesson ‘ The fellowship of believers’</p>
<div data-bbox="248 835 383 989" data-label="Image"> </div> <p>Learners notes</p>	<p>Summary Acts 2 :41-47 gives seven different activities the first believers did together as shown on the chart below.</p> <div data-bbox="508 968 1214 1352" data-label="Diagram"> <pre> graph TD A[PRAISE, WORSHIP (v46, 47)] --- B[WITNESSING (v41, 47)] A --- C[PRAYERS (v42)] A --- D[SHARING (44 - 45)] A --- E[FELLOWSHIP MEALS TOGETHER (v42)] A --- F[MIRACLES (v43)] A --- G[LEARNING (v42)] </pre> </div> <p>The activities the members of our churches do together are : Youth fellowship, Bible study, Praise and worship, etc</p>
<div data-bbox="201 1478 383 1633" data-label="Image"> </div> <p>Visual aids</p>	<p>Bible</p>
<div data-bbox="201 1738 331 1850" data-label="Image"> </div> <p>Exercises</p>	<p>Activity</p> <ol style="list-style-type: none"> 1. Read the notes carefully and make your own notes. 2. Make a list of all the activities members of your church do together.

	<p>3. In what ways is the church today similar to the early church ?</p> <p>4. In what ways is the church today different from the early church ?</p>
 Assignment	<p>NOTE :</p> <p>It is important that you complete this exercise as this topic will be assessed later with an assignment and a test.</p>
 Assessment	<p>Q1. Explain what is meant by 'praise and worship' ?</p>
 References	<p>Religious Education Teacher's Notes Year 9</p> <p>https://www.imb.org/2016/08/31/2016083112-characteristics-healthy-church/</p> <p>https://www.slideserve.com/bevan/fbc-quiz-what-was-the-most-boring-subject-you-studied-in-school</p>

LESSON PLAN

 Teacher	Name : Mr Mosese & Mrs Henry Subject : Religious Education
 Date	WEEK : 9 Thursday 16/07/20
	Topic : Characteristics of the early church (a) Learning Lesson number : 15
 Learning outcomes	By the end of this lesson students should be able to: <ul style="list-style-type: none"> • Find what the early Christians learn • Find out who taught the early christians
 Introduction	<p><u>Characteristics of the early church (a) Learning</u></p> <p>Acts 2 :42 stated that the believers spent their time learning from the apostles.</p> 
	<p>Catch phrase for the lesson</p> <p>‘ The more we learn about God the more we love and trust Him’</p>
	<p>Summary</p> <p><u>What did the early christians learn ?</u></p> <p>The early christians learnt about :</p>

<p>Learners notes</p>	<p>(a) The belief of the Apostles</p> <div style="display: flex; justify-content: space-between;"> <div style="width: 48%;"> <p><u>Peter's sermon</u></p> <p>Acts 2:22 (Jesus was shown to have divine authority)</p> <p>Acts 2:23 (You killed him by letting sinful men crucify him)</p> <p>Acts 2:24 (God raised him from death)</p> <p>Acts 2:33 (a) (He has been raised to the right-hand side of God)</p> <p>Acts 2:33 (b) (He has poured out the Holy Spirit on us)</p> <p>Acts 2:38 (Repent and be baptized so your sins will be forgiven)</p> </div> <div style="width: 48%;"> <p><u>Apostle's Creed</u></p> <p>I believe in Jesus Christ, his only son</p> <p>Who was crucified, dead and buried</p> <p>The third day he rose again from the dead</p> <p>And sits on the right hand of God the Father Almighty</p> <p>I believe in the Holy Spirit (Ghost)</p> <p>The forgiveness of sins</p> </div> </div> <p>(b) New things</p> <p>According to Peter's dream from Acts 10 :1-48, it shows that the early christians learned new things as the Spirit led them.</p>
<div style="text-align: center;">  <p>Visual aids</p> </div>	<div style="text-align: center;"> <p><u>THE APOSTLE'S CREED</u></p> <p>I believe in God, the Father almighty, creator of heaven and earth.</p> <p>I believe in Jesus Christ, his only son, our Lord. He was conceived by the power of the Holy Spirit, and born of the Virgin Mary. He suffered under Pontius Pilate, was crucified, died, and was buried. He descended to the dead. On the third day he rose again. He ascended into heaven, and is seated at the right hand of the Father. He will come again to judge the living and the dead.</p> <p>I believe, in the Holy Spirit, The Holy catholic Church, the communion of saints, the forgiveness of sins, the resurrection of the body, and the life everlasting.</p> <p><u>AMEN</u> :</p> </div>

 Exercises	<u>Activity</u> 1. Read the notes carefully and make your own notes. 2. What new things did the church learn from Peter's experience ? (Acts 10 :1-48) 3. Who taught the early christians ?
 Assignment	NOTE : It is important that you complete this exercise as this topic will be assessed later with an assignment and a test.
 Assessment	Q1. Make a list of what the christians today learn. Q2. Who teaches the christians today ?
 Reference s	Religious Education Teacher's Notes Year 9



WEEKLY CHECKLIST For Parents:

Term: 2 Week number 1 Date..... to..... Month:

Subject	Number of lessons	Days	Tick when activity is	Parents comment	Signature
---------	-------------------	------	-----------------------	-----------------	-----------

			complete		
	1				
	2				
	3				
	4				
	5				
	6				

Term: 2 Week number 2 Date..... to..... Month:

Subject	Number of lessons	Days	Tick when activity is complete	Parents comment	Signature
	1				
	2				

	3				
	4				
	5				
	6				

Term: 2 Week number 3 Date..... to..... Month:

Subject	Number of lessons	Days	Tick when activity is complete	Parents comment	Signature
	1				
	2				
	3				
	4				
	5				
	6				

Term: 2 Week number 4 Date..... to..... Month:

Subject	Number of lessons	Days	Tick when activity is complete	Parents comment	Signature

	1				
	2				
	3				
	4				
	5				
	6				

Term: 2 Week number 5 Date..... to..... Month:

Subject	Number of lessons	Days	Tick when activity is complete	Parents comment	Signature
	1				
	2				
	3				
	4				
	5				
	6				

Term: 2 Week number 6 Date..... to..... Month:

Subject	Number of	Days	Tick when	Parents comment	Signature
----------------	------------------	-------------	------------------	------------------------	------------------

	lessons		activity is complete		
	1				
	2				
	3				
	4				
	5				
	6				

Term: 2 Week number 7 Date..... to..... Month:

Subject	Number of lessons	Days	Tick when activity is complete	Parents comment	Signature
	1				
	2				
	3				
	4				
	5				
	6				

Term: 2 Week number 8 Date..... to..... Month:

Subject	Number of lessons	Days	Tick when activity is complete	Parents comment	Signature
	1				
	2				
	3				
	4				
	5				
	6				

Term: 2 Week number 9 Date..... to..... Month:

Subject	Number of lessons	Days	Tick when activity is complete	Parents comment	Signature
	1				
	2				
	3				
	4				
	5				
	6				

Term: 2 Week number 10 Date..... to..... Month:

Subject	Number of lessons	Days	Tick when activity is complete	Parents comment	Signature
	1				
	2				
	3				
	4				
	5				
	6				

Term: 2 Week number 11 Date..... to..... Month:

Subject	Number of lessons	Days	Tick when activity is complete	Parents comment	Signature
	1				
	2				
	3				
	4				
	5				
	6				

Term: 2 Week number 12 Date..... to..... Month:

Subject	Number of lessons	Days	Tick when activity is complete	Parents comment	Signature
	1				
	2				
	3				
	4				
	5				
	6				

Term: 2 Week number 13 Date..... to..... Month:

Subject	Number of lessons	Days	Tick when activity is complete	Parents comment	Signature
	1				
	2				

	3				
	4				
	5				
	6				