




List Words

- song _____
- cross _____
- soft _____
- wash _____
- along _____
- block _____
- stopping _____
- often _____
- watch _____
- dollar _____
- pocket _____
- o'clock _____
- forgot _____
- wasn't _____
- orange _____
- bottle _____
- bottom _____
- sorry _____
- knot _____
- everybody _____
- doctor _____
- opposite _____
- swallow _____
- wallaby _____
- octopus _____



Getting started with List Words

- 1 Circle the letters that represent in the List Words.
- 2 Write letters that can represent , with word examples, in the box.
- 3 Write one stroke for every sound in each List Word with a line beside it, eg long (l-o-ng) |||; collar (c-o-ll-ar) ||||.

letters	words

- 4 Colour the letter **o** if it represents in the word. *Sometimes the letter makes other sounds.*

open follow cover soon octopus popcorn opposite do
orange dollar point boil nobody mountain balloon vo

- 5 Finish the words. *Add ock or ong*

cl_____ al_____ o'cl_____

wr_____ bl_____ str_____

- 6 Colour the letter **a** if it represents in the word. *Sometimes letter represents*

want what match watch squash water wash swa

- 7 Finish the words with **o** or **a** to represent . Write some of your words to match the clues.

__ften w__sh kn__t sw__llow d__llar d__cto

b__ttle w__llaby w__tch __pposite w__sn't al__ng

- an animal _____ made of glass _____
- a person _____ was not _____
- money _____ happens a lot _____

- 8 Write **ll**, **pp**, **rr**, **ss** or **tt** finish the words.

cro__ do__ar bo__le bo__om sto__

so__y po__ible o__osite swa__ow wa__ot

9 Join the word beginnings and endings to make List Words.

s	oss	_____	a	clock	_____
s	ash	_____	o'	et	_____
cr	ong	_____	oft	tor	_____
w	oft	_____	for	long	_____
w	ot	_____	doc	en	_____
kn	atch	_____	pock	got	_____

Help! Turn to 1 and 5 p84

10 Follow the pattern in each box. Watch your spelling.

shop	shopping	cross	crossed	box	boxes
drop	_____	wash	_____	watch	_____
block	_____	stop	_____	cross	_____
knot	_____	knot	_____	knot	_____
watch	_____	drop	_____	block	_____

11 Add the word **body** to these words to make as many compound words as you can.

any all every + body _____


no some each + body _____

12 Say the sounds for the sound boxes. Colour the sound box that represents the sound in each word.

orange mango

cook corn

food oyster



CHALLENGE

Finish the words by adding the first and last letters. Circle the words that are not words.

ANIMALS			FOOD and DRINKS		
ctopu__	__allab__	__ockato__	__rang__	__otdo__	__prico__
omba__	__ossu__	__olphi__	__melett__	__hocolat__	__opcor__
rocodil__	__ooste__	__stric__	__offe__	__orridg__	__oft drin__
rolg__	__obste__	__rasshoppe__	__roccol__	__affl__	__auliflowe__
ot__	__wa__	__obr__	__oconu__	__liv__	__ausag__

Extension Idea: Write sentences using these combinations of List Words. Each sentence must contain all the words in a set. (wash, pocket, often, sorry, doctor) (song, orange, wallaby, watch, o'clock) (everybody, opposite, knot, dollar, block)



List Words

- again _____
- green _____
- grams _____
- begin _____
- gulp _____
- games _____
- great _____
- grown _____
- grey _____
- forget _____
- grass _____
- agree _____
- guess _____
- ugly _____
- garage _____
- together _____
- beginning _____
- grate _____
- guide _____
- guest _____
- guessed _____
- wriggle _____
- octagon _____
- hexagon _____
- pentagon _____

Getting started with List Words

- 1 Circle the letters that represent in the List Words.
- 2 Write letters that can represent , with word examples, in the box.
- 3 Write one stroke for every sound in each List Word with a line beside it, eg greet (g-r-ee-t) | | | | ; glass (g-l-a-ss) | | | |.
- 4 Colour the letters **g** or **gg** if they represent in the word.

letters	words

green together rough age fight garage during
again pentagon though gem wriggle agreed begin

- 5 Write words containing **gl** or **gr** to match the clues. Some are List Words.
- | | |
|----------------|----------------------|
| _____ plant | _____ say yes |
| _____ a colour | _____ measurement |
| _____ pleased | _____ used in window |
| _____ a colour | _____ worn on hands |

- 6 Write List Words that fit to show where you hear in the word.

first	second	third	fifth	sixth
_____	_____	_____	_____	_____

- 7 Unjumble the letters to make pairs of homophones. All but one are List Words. Finish the sentences with your words.

aegrt	wgnro	utseg
_____	_____	_____
trgea	agnor	eessdug
_____	_____	_____

Homophones are words that sound the same but have different spelling, eg be, bee.

Mum _____ which friend I had invited as my _____
The chef gave me a _____, big chunk of cheese to _____
The little bear gave a _____. A _____ up bear appeared



If a word ends with e, we usually take off the e before we add ing, eg take - taking. When adding ed to a word that ends in e, we usually just add d.

- 8 Rewrite these words adding **ed** and **ing**.

grate _____
guide _____
wiggle _____ drag _____

- 9 Rewrite the words in brackets adding **s**, **es**, **ed** or **ing** to complete the sentences.

There were many kinds of _____ in the field. (grass, grow)
Grace _____ and _____ if she doesn't know the answers. (grin, guess)
The goldfish _____ in air as it _____ on the floor. (gulp, wriggle)
Gran keeps _____ the _____ of her song. (forget, begin)

- 10 Make words by blending the sounds represented by the sound boxes. Colour the correct letter choices in the sound boxes for the words. Write the words on the lines.

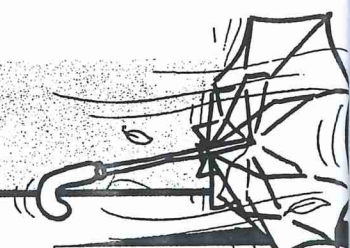
CHALLENGE

Complete the following tasks.

1. Join the words in alphabetical order.
2. Write the number of sides, angles and corners in the centre of each shape.
3. Unjumble the letters of the List Words below to find the name of each shape.
4. Circle the prefix that starts each unjumbled word. Find the prefix meanings in your dictionary.
5. Write the meaning of each prefix in the box in front of the word.


<p>together</p> <p>again</p> <p>begin</p> <p>guess</p> <p>grey</p> <p>a e g n n o p t</p>	<p>wriggle</p> <p>ugly</p> <p>hexagon</p> <p>pentagon</p> <p>octagon</p> <p>x a o e n h g</p>	<p>guessed</p> <p>guest</p> <p>green</p> <p>guide</p> <p>great</p> <p>grams</p> <p>grate</p> <p>o a o c g n t</p>
---	---	---

Extension Idea: Draw a pentagon, hexagon and octagon. Write 5 words with 5 sounds each, inside the pentagon, 6 sound words in the hexagon and 8 sound words in the octagon. Use List Words and your dictionary to help you.



List Words

- such _____
- hunt _____
- lucky _____
- funny _____
- hurry _____
- ugly _____
- young _____
- none _____
- bucket _____
- someone _____
- tough _____
- rough _____
- enough _____
- cover _____
- dozen _____
- uncle _____
- doesn't _____
- country _____
- flood _____
- double _____
- Sunday _____
- Monday _____
- number _____
- upstairs _____
- suddenly _____



Getting started with List Words

- 1 Circle the letters that represent in the List Words.
- 2 Write letters that can represent , with word examples, in the box.
- 3 Write one stroke for every sound in each List Word with a line beside it, eg grunt (g-r-u-n-t) |||||; number (n-u-m-b-er) |||||.


letters	words

4 Write List Words to rhyme with these words.

much _____ Sunday _____ blunt _____
 curry _____ sung _____ fun _____
 blood _____ trouble _____ cuff _____

5 Colour the letter **o** if it represents in the word.

home love moist
 front corner some
 low money colour



6 Colour the letters **ou** if they represent in the word.

cloud south house
 touch cousin coup
 tough count trou

7 Finish the words with **u**, **o** or **ou** to represent . Write some of your words as synonyms for the words below.

l_cky en_gh _ncle d_zen h_rry S_nda
 c_ver c_ntry d_ble _gly f_nny M_nda

fortunate _____ sufficient _____
 nation _____ twelve _____
 humorous _____ unattractive _____
 twice _____ rush _____

8 Write **dd**, **nn**, **oo** or **rr** to make words. Write the words in alphabetical order.

hu_y fu_y 1. _____ 4. _____
 fl_d su_enly 2. _____ 5. _____
 bl_d su_y 3. _____ 6. _____

9 Join the word beginnings and endings to make List Words.

s	unt
h	ough
y	ood
n	uch
t	oung
fl	one

up	er
does	et
cov	n't
buck	ough
num	stairs
en	ber

10 Follow the pattern in each box. Watch your spelling.

bus _____ buses _____
 lunch _____
 rush _____

puppy _____ puppies _____
 hurry _____
 country _____

monkey _____ monkeys _____
 Sunday _____
 Monday _____

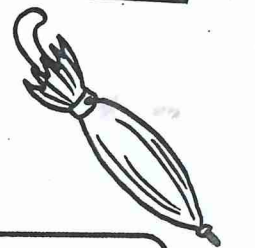
11 Add the word **some** to these words to make as many compound words as you can.

some + one who where
 body times how

12 Write words starting with **under** to match these meanings.

- clothes you wear under other clothes _____
- make a line beneath _____
- under the arm _____
- pants worn under the clothes _____

The prefix under can mean under, below or beneath. eg underground means under the ground.



CHALLENGE

Find smaller words in the words in boxes to match the meanings, eg opposite of night — Monday day.

- number _____
- to sleep _____
- can't feel it _____
- female deer _____
- 24 hours _____

- above _____
- have a go _____
- say numbers _____
- breathe this _____
- our nearest star _____



List Words

- hold
- held
- hump
- hint
- hall
- who
- heavy
- hear
- heard
- hundred
- he'll
- haven't
- hole
- behind
- who's
- whose
- happen
- hidden
- himself
- heart
- whole
- health
- happily
- hexagon
- horizontal

Getting started with List Words

- 1 Circle the letters that represent in the List Words.
- 2 Write letters that can represent , with word examples, in the box.
- 3 Write one stroke for every sound in each List Word with a line beside it.

letters	words

- 4 Colour the letter **h** if it represents in the word.

hall bought scratch shade fourth photo heard
 how rough behind which high ache hold

- 5 Colour the letters **wh** if they represent in the word.

who white who's where whose why when who happily

- 6 Write List Words to fit on the lines to complete these compound words.

key _ _ _ e with _ e _ _ over _ _ _ _ d happen
 _ _ a _ say _ _ _ r _ beat w _ _ _ _ me heart
 man _ _ _ e _ _ m _ back sweet _ _ _ r _
 _ a _ _ way house _ o _ _ _ _ _ v _ weigh

- 7 Cross out the letters that are left out when these pairs of words are combined in contractions. Write the contractions. The first one is done for you.

he is he's he has _____ he would _____
 he will _____ who is _____ who has _____
 here is _____ has not _____ have not _____

Contractions of 2 words are made by:
 1. writing all of the first word,
 2. joining the second word to it, leaving out one or more letters,
 3. writing an apostrophe where letters have been left out, eg he is contracts to he's

- 8 Circle the pairs of words that can shorten to contractions. Rewrite the sentence changing the circled words to contractions.

Here is where he will meet us when he is ready.



- 9 Join the word beginnings and endings to make List Words.

h	d
hear	o
wh	eld
have	self
him	n't

happ	red
hund	gon
hexa	ily
horizon	y
heav	tal

- 10 Write homophones for the underlined words to finish the sentences.

A herd of one hundred elephants was _____ behind the house.
Whose hat was held up with the lost property? _____ lost a hat?
 The whole load slipped off the truck and fell into the _____ beside the road.
 I hear people laughing happily. What is happening _____ to make them laugh?

- 11 Count the sounds in these words. Write the letter or letters for each sound in a separate box. Write the letters from the shaded boxes in the boxes with matching numbers, to solve the riddle.

	1			5	
	7		4		
	2				
11		10			

highway
 health
 house
 hump

		6	
			8
	9		
	12	3	13

1	c	2	3	4	5	6	7	8	9	10
1	11	12	3	13						

Who would you call Humphrey?

CHALLENGE

Make a list of your classmates' first names. Answer the following questions where you can.




Whose Name?

- Whose name has the least number of sounds? _____
- Whose name has the most number of sounds? _____
- Whose name starts with a vowel sound? _____
- Whose name ends with a vowel sound? _____
- Whose name has the same number of sounds as yours? _____
- Whose name has the same number of sounds as letters? _____
- Whose name has a sound that occurs twice in it? _____



List Words

- junk _____
- jolt _____
- jail _____
- join _____
- change _____
- large _____
- orange _____
- enjoy _____
- bridge _____
- edge _____
- juice _____
- engine _____
- joint _____
- jacket _____
- stage _____
- judge _____
- hedge _____
- message _____
- village _____
- postage _____
- joyful _____
- gym _____
- giraffe _____
- dangerous _____
- vegetable _____



Getting started with List Words

- 1 Circle the letters that represent **j g ge dge** in the List Words.
- 2 Write letters that can represent **j g ge dge**, with word examples, in the box.
- 3 Write one stroke for every sound in each List Word.

letters	words

4 Write the List Words that fit on the lines in each column.

j	g	ge	dge
__ l __	__ _	__ r __	__ _
_ a _ _	_ n _ _	_ o _ _	__ _

5 Write the List Words that fit on the lines to show where you hear **j g ge dge** in the words.

first	third	fourth	fifth
_ o _ _	_ n _ _	_ a _ _	_ r _ _
_ r _ _	v _ _ _	_ a _ _	_ i _ _
_ _ c _	_ e _ _	_ _ _ _	_ s _ _

6 Unjumble the letters to make List Words. Write rhyming words for each one.

geed	eargl	idbgre	eugdj	eatg
_____	_____	_____	_____	_____
_____	_____	_____	_____	_____
_____	_____	_____	_____	_____

7 Write **ar, au, bb, gg, ll, rr, ss** or **st** to finish the words.

me__age	vi__age	ca__age	lu__age	po__age
ba__age	g__bage	s__sage	ca__iage	pa__age

8 Join the word beginnings and endings to make List Words.

j	ange
ch	ym
l	unk
en	oin
g	arge
j	joy

vege	ful
joy	et
jack	table
join	ange
en	t
or	gine



9 Cross out the letters that are left out when these pairs of words are combined in contractions. Write the contractions.

there ~~is~~ there's they will _____ it is _____ that is _____
 there has _____ they have _____ it has _____ that has _____

10 Circle the pairs of words that shorten to contractions. Rewrite the sentences changing your circled words to contractions.

There is a giraffe in the village. It has been hiding under a bridge that is near the jail.

11 Follow the pattern in each box.


jail	<u>jails</u>
jelly	_____
engine	_____
enjoy	_____

join	<u>joined</u>
change	_____
jolt	_____
enjoy	_____

juice	<u>juicing</u>
edge	_____
stage	_____
enjoy	_____

CHALLENGE

Write List Words in the boxes. Write the letter or letters for each sound in a separate box.



In the _____ I saw an old car _____,
 a jolly _____ wearing a strange _____,
 a _____ eating a juicy _____,
 a _____ i _____ falling
 down and a _____ clown on a _____ t _____.

Extension Idea: Make up a story similar to the one above in the Challenge Activity, about the people in your class, eg In our class _____ we have _____ who is our fastest runner and _____ who can swim very well etc. Swap with a friend to solve.