

UNIT 3



k c q ck x(ks)


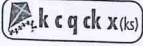
k  kite

c  car

q  queen


ck  sock

x(ks)  fox

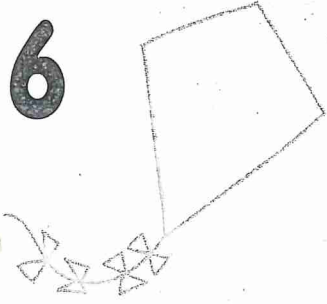



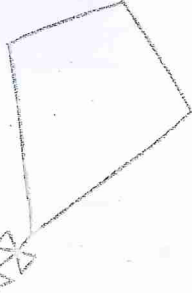
What sound do you hear at the start of  ?
Say this sound every time you see .


List Words

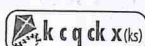
- | | | | |
|------|------|-------|-------|
| cap | kick | clip | quit |
| cut | lock | club | quick |
| can | suck | clock | quack |
| king | box | cross | queen |
| kiss | six | crash | next |

Draw a line under the letter or letters that say  in each List Word.







1 Turn to page 86. Say all the Consonant Sounds. Say the first sound you hear in each picture name below. Draw the icon for this sound in the kite.

6     

2 Colour the triangle blue if you hear  at the start of the picture name.



3 Colour the triangle yellow if you hear  at the end of the picture name.

4 Finish the words to match the pictures.




 c _ p  c _ t  _ an  _ ing  k _ ss  _ ix

12 Teacher's Note: The letters qu can represent the blend of two sounds [kw] as in quit [k w i t]. See Sound Waves Teacher Resource Book 2 for additional activities, games, BLMs and student activity book answers.


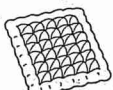

5 Write **cl** to finish the words.
Join the pictures to the correct words.

___am  ___ick
___ap  ___ock
___ip  ___ub

6 Write **cr** to finish the words.
Join the pictures to the correct words.

___am  ___ash
___ab  ___ack
___ib  ___oss

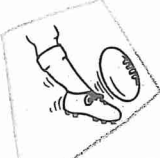


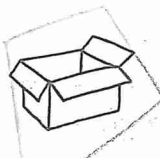

7 Write **qu** or **cl** to finish the words.
Join the pictures to the correct words.

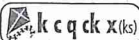
___ock  ___uck
___ick  ___een
___ick  ___ilt

8 Write **qu** or **cr** to finish the words.
Join the pictures to the correct words.

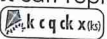
___ads  ___ack
___op  ___ack
___ow  ___eek

9 Look at the pictures. Write **ck** or **x** to finish the picture names.

 ki___  si___  lo___  bo___  su___

10 Read the words. Colour the letters that make the  sound. Draw the pictures.

six black cats	a clock on a box	a king and queen
a cup with a crack	a lock in a can	a cap on a quilt

Teacher's Note: The letter **x** can represent the blend of two sounds (**ks**) as in fox (**f o k s**).
Extension Idea: Make a  picture and word booklet for younger children.