



Government of Vanuatu

PMB 9016, Port Vila, Vanuatu

Telephone: 23122 / 22323 Email admin@centralschool.edu.vu

Central School

Home School Package

Year : 8



Ministry of Education and Training / Ministère de l'Éducation et de la Formation
Republic of Vanuatu / République du Vanuatu







HOME SCHOOL PACKAGE CONTENT

Week 6 – God speaks through what happens in our lives

Week 7 – God speaks through visions and dreams

Week 8 – God speaks through worship and prayer

LESSON Plan

 Teacher	Name : Judy Vire Subject : Chemistry
 Date	Week 8, Lesson 1
	Topic :God speaks through worship and prayers Lesson number : 1
 Learning outcomes	By the end of the lesson, student should be able to: <ul style="list-style-type: none">• God speaks through worship and prayer
 Introduction	List down the different parts of the services when you go to a worship services.
	Praise, adoration, confession, supplication, intercession



Learners
notes

Summary

9. GOD SPEAKS THROUGH WORSHIP AND PRAYER
1. When you go to a worship service, what are the different parts of the service - list them on the board.
- eg. Singing praise
praying - praise, adoration
confession,
supplication, intercession.
- Sermon
Bible reading
Communion
Offering. etc.
2. Study Isaiah 6 : 1 - 8
Isaiah was in the Temple, worshipping, when God spoke to him. Let us see how each part of the service helped Isaiah to hear God speaking.
- (a) Is. 6 : 1-4 Isaiah became aware of God's presence
- * through the light streaming in through the windows (his robe filled the whole temple).
 - * the smoke of the incense and the sacrifices.
 - * the choir singing (Holy, holy, holy).

Discussion : What do we have in our churches that make us think about God.
eg. flowers, stained glass windows, cross, incense, candles, pictures, embroidered cloths on the altar or pulpit, etc.

- (b) Is. 6 : 5 Isaiah's reaction to seeing God's glory was confession and awareness of his own sin.

In our services too, we begin with adoration - showing how high & holy God is. Then we realize how sinful we are and make our prayer of confession.

- (c) Is. 6 : 6 - 7. The burning coal was a sign of forgiveness. In our churches too we use signs to show God's forgiveness & love to us. What are they?

Talk about sacraments - water as a sign of cleansing & new life in Baptism ; bread & wine as a sign of God's life feeding & sustaining us in Holy Communion etc.

- (d) Is. 6 : 8. a. who do you think spoke these words ? - The sermon or preaching can be the way God speaks to us. The preacher tries to challenge the people, hear God's word to them.

- (e) Is. 6 : 8. b. Our response is to offer ourselves to God for his service - we do this during the offering of our money & the dedication prayer.






3. Go back to the list on the board and compare our experiences of worship with those of Isaiah. God speaks in many different ways to us during worship.

NOTE on SACRAMENTS

Sacraments are special ceremonies in the church in which we use signs or symbols to show (like in a drama or picture) God's grace & gifts to us.

Baptism - we use water (either sprinkling or immersion) as a sign that God forgives us, and offers us new life in Christ.

Holy Communion or Lord's Supper - we use bread and wine as signs of the life of Jesus (his body & blood) which he gives to feed our spiritual lives.

 Visual aids	
 Exercises	<ol style="list-style-type: none"> 1. Point out each part of services that helped Isaiah to hear God speaking 2. What do we have in our churches that make us think about God 3. Adoration means ? 4. During Isaiah's time the burying of coal was a sign of forgiveness. Today, what signs in your services shows forgiveness ? 5. What is your response to God after hearing/reading the story of Isaiah ?
 Assignment	
 Assessment	Written test after lockdown
 References	Holy Bible



WEEKLY CHECKLIST For Parents:

Term: 2 Week number 1 Date..... to..... Month:

Subject	Number of lessons	Days	Tick when activity is complete	Parents comment	Signature
	1				
	2				
	3				
	4				
	5				
	6				

Term: 2 Week number 2 Date..... to..... Month:

Subject	Number of lessons	Days	Tick when activity is complete	Parents comment	Signature
	1				
	2				
	3				
	4				
	5				
	6				

Term: 2 Week number 3 Date..... to..... Month:

Subject	Number of lessons	Days	Tick when activity is complete	Parents comment	Signature
	1				
	2				
	3				
	4				
	5				
	6				

Term: 2 Week number 4 Date..... to..... Month:

Subject	Number of lessons	Days	Tick when activity is complete	Parents comment	Signature
	1				
	2				
	3				
	4				
	5				
	6				

Term: 2 Week number 5 Date..... to..... Month:

Subject	Number of lessons	Days	Tick when activity is complete	Parents comment	Signature
	1				
	2				
	3				
	4				
	5				
	6				

Term: 2 Week number 6 Date..... to..... Month:

Subject	Number of lessons	Days	Tick when activity is complete	Parents comment	Signature
	1				
	2				
	3				
	4				
	5				
	6				

Term: 2 Week number 7 Date..... to..... Month:

Subject	Number of lessons	Days	Tick when activity is complete	Parents comment	Signature
	1				
	2				
	3				
	4				
	5				
	6				

Term: 2 Week number 8 Date..... to..... Month:

Subject	Number of lessons	Days	Tick when activity is complete	Parents comment	Signature
	1				
	2				
	3				
	4				
	5				
	6				

Term: 2 Week number 9 Date..... to..... Month:

Subject	Number of lessons	Days	Tick when activity is complete	Parents comment	Signature
	1				
	2				
	3				
	4				
	5				
	6				

Term: 2 Week number 10 Date..... to..... Month:

Subject	Number of lessons	Days	Tick when activity is complete	Parents comment	Signature
	1				
	2				
	3				
	4				
	5				
	6				

Term: 2 Week number 11 Date..... to..... Month:

Subject	Number of lessons	Days	Tick when activity is complete	Parents comment	Signature
	1				
	2				
	3				
	4				
	5				
	6				

Term: 2 Week number 12 Date..... to..... Month:

Subject	Number of lessons	Days	Tick when activity is complete	Parents comment	Signature
	1				
	2				
	3				
	4				
	5				
	6				

Term: 2 Week number 13 Date..... to..... Month:

Subject	Number of lessons	Days	Tick when activity is complete	Parents comment	Signature
	1				
	2				
	3				
	4				
	5				
	6				

--	--	--	--	--	--