



Government of Vanuatu

PMB 9016, Port Vila, Vanuatu

Telephone: 23122 / 22323 Email admin@centralschool.edu.vu

Central School

Home School Package

Year : 8



Ministry of Education and Training / Ministère de l'Éducation et de la Formation
Republic of Vanuatu / République du Vanuatu







HOME SCHOOL PACKAGE CONTENT

Week 6 – God speaks through what happens in our lives

Week 7 – God speaks through visions and dreams

Week 8 – God speaks through worship and prayer

LESSON Plan

 Teacher	Name : Judy Vire Subject : Chemistry
 Date	Week 6, Lesson 1
	Topic :God speaks through vision and dreams Lesson number : 1
 Learning outcomes	By the end of the lesson, student should be able to: <ul style="list-style-type: none">• God speaks through vision and dreams
 Introduction	Write half a page of a dream of how God speak through your live
	Hearing God through your dreams



Learners notes

Summary

8. GOD SPEAKS THROUGH VISIONS AND DREAMS

Introduction

Talk about dreams. Dreams come from our subconscious mind. Often when we are thinking about something before we go to sleep, we will dream about it because our subconscious mind is still thinking about it.

1. Peter's Dream

Read Acts 10 : 9 - 16.

- (a) Why do you think Peter dreamt about food ? 1
- (b) Draw what Peter saw in his dream.
- (c) What did the voice tell him to do ? 2
- (d) Why did he say "No!" ? (V.14)
(See Leviticus 11 : 1 - 10 for the Jewish regulations about unclean food).
- (e) What was God's answer ? (V.15)

2. The Meaning of the Dream

Now read Acts 10 : 17 - 29, 34 - 35, 44 - 48.

- *The dream is not really about food, it is about people.
- *Which people did the Jews like Peter think of as unclean ?
- *The dream showed Peter that no people are unclean, all races are acceptable to God.

NOTE : In Jewish custom,

- * (a) Jews were not allowed to go into the house of a Gentile.

- * (b) Jews could not eat with Gentiles.

- * (c) Jews couldn't use the same cups, pots etc.

How did Peter show he had changed in his thinking about Gentiles ?

- * V. 23 - he asked the Gentiles into his house.

- * V. 27 - he went into a Gentile's house.

- * V. 23 - he ate with them.






3. Result of the Dream

At first the Christian church would not allow Gentiles to be members or share the Lord's Supper. Peter's dream showed them that all races could be members of the Christian church. (Acts 11 : 1 - 18).

4. Activity

Copy out Acts 10 : 34 - 35 and illustrate with a drawing or pictures from magazines.

OR make a large wall picture or chart showing people of all races.

 Visual aids	<p>Peter's dream – Acts 10 https://www.youtube.com/watch?v=Jx7Y3H0Wrbl</p> <p>Peter's vision in the new testament https://www.youtube.com/watch?v=MIYftrqihMw&t=13s</p> <p>Dreams interpretation according to the Bible https://www.youtube.com/watch?v=ZKxFL90qajM</p>
 Exercises	<p>Peter's Dream</p> <ol style="list-style-type: none"> 1. Why do you think Peter dreamt about food ? 2. What did the voice tell him to do ? 3. Why did he say NO ? 4. What was God's answer ? <p>Meaning of the Dream</p> <ol style="list-style-type: none"> 1. Which people did the Jews like Peter of as unclean ? 2. What was the meaning of the dream to Peter ? 3. Point the three customs of Jewish 4. How did Peter show he had changed in his thinking about Gentiles ? <p>-</p>
 Assignment	
 Assessment	Written test after lockdown
 References	<p>Holy Bible https://www.youtube.com/watch?v=Jx7Y3H0Wrbl</p> <p>https://www.youtube.com/watch?v=MIYftrqihMw&t=13s</p> <p>https://www.youtube.com/watch?v=ZKxFL90qajM</p>



WEEKLY CHECKLIST For Parents:

Term: 2 Week number 1 Date..... to..... Month:

Subject	Number of lessons	Days	Tick when activity is complete	Parents comment	Signature
	1				
	2				
	3				
	4				
	5				
	6				

Term: 2 Week number 2 Date..... to..... Month:

Subject	Number of lessons	Days	Tick when activity is complete	Parents comment	Signature
	1				
	2				
	3				
	4				
	5				
	6				

Term: 2 Week number 3 Date..... to..... Month:

Subject	Number of lessons	Days	Tick when activity is complete	Parents comment	Signature
	1				
	2				
	3				

	4				
	5				
	6				

Term: 2 Week number 4 Date..... to..... Month:

Subject	Number of lessons	Days	Tick when activity is complete	Parents comment	Signature
	1				
	2				
	3				
	4				
	5				
	6				

Term: 2 Week number 5 Date..... to..... Month:

Subject	Number of lessons	Days	Tick when activity is complete	Parents comment	Signature
	1				
	2				
	3				

	4				
	5				
	6				

Term: 2 Week number 6 Date..... to..... Month:

Subject	Number of lessons	Days	Tick when activity is complete	Parents comment	Signature
	1				
	2				
	3				
	4				
	5				
	6				

Term: 2 Week number 7 Date..... to..... Month:

Subject	Number of lessons	Days	Tick when activity is complete	Parents comment	Signature
	1				
	2				
	3				

	4				
	5				
	6				

Term: 2 Week number 8 Date..... to..... Month:

Subject	Number of lessons	Days	Tick when activity is complete	Parents comment	Signature
	1				
	2				
	3				
	4				
	5				
	6				

Term: 2 Week number 9 Date..... to..... Month:

Subject	Number of lessons	Days	Tick when activity is complete	Parents comment	Signature
	1				
	2				
	3				

	4				
	5				
	6				

Term: 2 Week number 10 Date..... to..... Month:

Subject	Number of lessons	Days	Tick when activity is complete	Parents comment	Signature
	1				
	2				
	3				
	4				
	5				
	6				

Term: 2 Week number 11 Date..... to..... Month:

Subject	Number of lessons	Days	Tick when activity is complete	Parents comment	Signature
	1				
	2				
	3				

	4				
	5				
	6				

Term: 2 Week number 12 Date..... to..... Month:

Subject	Number of lessons	Days	Tick when activity is complete	Parents comment	Signature
	1				
	2				
	3				
	4				
	5				
	6				

Term: 2 Week number 13 Date..... to..... Month:

Subject	Number of lessons	Days	Tick when activity is complete	Parents comment	Signature
	1				

	2				
	3				
	4				
	5				
	6				