



Government of Vanuatu

PMB 9016, Port Vila, Vanuatu

Telephone: 23122 / 22323 Email admin@centralschool.edu.vu

Central School

Home School Package

Year :8



Ministry of Education and Training / Ministère de l'Éducation et de la Formation
Republic of Vanuatu / République du Vanuatu







HOME SCHOOL PACKAGE CONTENT

Week 6 – God speaks through what happens in our lives

Week 7 – God speaks through visions and dreams

Week 8 – God speaks through worship and prayer

LESSON Plan

 Teacher	Name : Judy Vire Subject : Chemistry
 Date	Week 6, Lesson 1
	Topic :God speaks through what happens in our lives Lesson number : 1
 Learning outcomes	By the end of the lesson, student should be able to: <ul style="list-style-type: none">• God speaks through what happen in our lives
 Introduction	Write half a page of your experience (challenge) of how God speak through your liv
	Challenges brings you closer to God



Learners notes

Summary

GOD SPEAKS THROUGH WHAT HAPPENS IN OUR LIVES

Shows the filmstrip : Hosea, prophet of God's love,

OR Tell the story of Hosea's life.

① Hosea married a young woman called Gomer. At first, all went well and they had a son, called Jezreel. This name means growth and prosperity.

Then Gomer started going out to night clubs and parties and became involved with other man. When their second child, a girl was born, Hosea called her "Unloved". He was not sure if the child was really his child or if his wife still loved him.

Gomer continued to commit adultery and Hosea was sure that her third child had a different father. He called him "Not my child".

Then Gomer left home and went off with another man. Hosea was left to care for the three children.

One day, he saw his wife being sold as a slave in the market. He bought her from the slave trader and took her back home.

(Hosea 1 : 2 - 9 ; 3 : 1 - 3)

Discussion

Hosea still loved his wife, even though she had been unfaithful to him. Through his suffering and his experiences, he learned something about God too.

Read Hosea 3 : 1

In what ways were the people of Israel like Gomer ?






How was Hosea like God ?

Read Hosea's message to the people of Israel.

Hosea 11 : 1 - 4 ; 8 - 9.

*Compare Hosea's message with the parable of the Lost Son. (Luke 15). We see this love in Jesus.

Activity : Drama - act the story of Hosea & his wife.

 Visual aids	The Hosea Love Story : part one https://www.youtube.com/watch?v=yyWWXSwtPP0
 Exercises	<ol style="list-style-type: none"> 1. Write the story of Hosea's life in your own words 2. Point out one message/lesson you learn from the story of Hosea's Life 3. In hwat ways were the people of Israel like Gomer ? 4. How was Hosea like God ? 5. What was the message of Hosea to the people of Isreal ? 6. Compare Hosea's message with the parable of the lost son. What did you see/learn from both stories ? <p>-</p>
 Assignment	
 Assessment	Written test after lockdown
 References	https://www.youtube.com/watch?v=yyWWXSwtPP0 Holy Bible



WEEKLY CHECKLIST For Parents:

Term: 2 Week number 1 Date..... to..... Month:

Subject	Number of lessons	Days	Tick when activity is complete	Parents comment	Signature
	1				
	2				
	3				
	4				
	5				
	6				

Term: 2 Week number 2 Date..... to..... Month:

Subject	Number of lessons	Days	Tick when activity is complete	Parents comment	Signature
	1				
	2				
	3				
	4				
	5				
	6				

Term: 2 Week number 3 Date..... to..... Month:

Subject	Number of lessons	Days	Tick when activity is complete	Parents comment	Signature
	1				
	2				
	3				

	4				
	5				
	6				

Term: 2 Week number 4 Date..... to..... Month:

Subject	Number of lessons	Days	Tick when activity is complete	Parents comment	Signature
	1				
	2				
	3				
	4				
	5				
	6				

Term: 2 Week number 5 Date..... to..... Month:

Subject	Number of lessons	Days	Tick when activity is complete	Parents comment	Signature
	1				
	2				
	3				

	4				
	5				
	6				

Term: 2 Week number 6 Date..... to..... Month:

Subject	Number of lessons	Days	Tick when activity is complete	Parents comment	Signature
	1				
	2				
	3				
	4				
	5				
	6				

Term: 2 Week number 7 Date..... to..... Month:

Subject	Number of lessons	Days	Tick when activity is complete	Parents comment	Signature
	1				
	2				
	3				

	4				
	5				
	6				

Term: 2 Week number 8 Date..... to..... Month:

Subject	Number of lessons	Days	Tick when activity is complete	Parents comment	Signature
	1				
	2				
	3				
	4				
	5				
	6				

Term: 2 Week number 9 Date..... to..... Month:

Subject	Number of lessons	Days	Tick when activity is complete	Parents comment	Signature
	1				
	2				
	3				

	4				
	5				
	6				

Term: 2 Week number 10 Date..... to..... Month:

Subject	Number of lessons	Days	Tick when activity is complete	Parents comment	Signature
	1				
	2				
	3				
	4				
	5				
	6				

Term: 2 Week number 11 Date..... to..... Month:

Subject	Number of lessons	Days	Tick when activity is complete	Parents comment	Signature
	1				
	2				
	3				

	4				
	5				
	6				

Term: 2 Week number 12 Date..... to..... Month:

Subject	Number of lessons	Days	Tick when activity is complete	Parents comment	Signature
	1				
	2				
	3				
	4				
	5				
	6				

Term: 2 Week number 13 Date..... to..... Month:

Subject	Number of lessons	Days	Tick when activity is complete	Parents comment	Signature
	1				

	2				
	3				
	4				
	5				
	6				