



"Quête pour l'excellence"
"Yumi eim blo kasem exselens"



Government of Vanuatu

PMB 9016, Port Vila, Vanuatu

Telephone: 23122 / 22323 Email admin@centralschool.edu.vu

Central School Home School Package

Year : FRENCH YEAR 8










Ministry of Education and Training / Ministère de l'Éducation et de la Formation
Republic of Vanuatu / République du Vanuatu

HOME SCHOOL PACKAGE CONTENT

	Page Number
Lesson Plan (1 – 8)	3 -19
<ul style="list-style-type: none">• Assignments• Date of classes• Specific learning outcomes• Strand 3 and 4• How student will be assessed.	
Weekly checklist for parents	20 – 27

Note : it is very important you parents should know that the students have two assessments. Their first assessment is week4 (written Exercise). Their second assessment is on week 8

LESSON Plan

 Teacher	Name : Ricka Mera Subject : French
 Date	Week 6
 	Strand 3 : Weather Topic : Quel temps fait-il ? Lesson number : 1
 Learning outcomes	learning outcomes: <ul style="list-style-type: none"> • identify different types of weather • Say today's weather Objectives <ul style="list-style-type: none"> • Asking and giving information about weather • Talking about weather
 Introduction	Refer to their Notes about the weather page 126....
 	Catch phrase for the lesson
 	Summary Read the dialogue and do activity true/false page 124-125. And do the vocabs on page 131 2. Practice saying the time on page 126 and do

Learners notes



Visual aids

Watch the vide about the weather or go to youtube and type French with Alexia and tpe weather.

rappel The irregular verb *faire* (*to do, to make*) covers a wide range of expressions in English. (See also Unit 11, p. 100.)

It is used to talk about leisure activities.

Qu'est-ce que tu fais ?
Je fais du vélo.
On fait des bonshommes de neige.
Nous faisons des randonnées merveilleuses.
On fait du ski.

It is also used to talk about the weather in French, where it is used in the form *il fait*... The pronoun *il* is impersonal in this case, meaning not *he* but *it* (as it does in the time expressions *il est quatre heures*). When talking about other things (such as food or drink) you can say *c'est chaud* / *c'est froid* but when talking about the weather always use *il fait chaud* / *il fait froid*.

What are you doing?
I am going bike-riding.
We make snowmen.
We are taking some marvellous walks.
We go skiing.

Quel temps fait-il ? What's the weather like?
Il fait beau. It's fine.
Il fait mauvais. It's bad.
Il fait chaud. It's hot.
Il fait froid. It's cold.



Exercises

Fre
Worl

Quel
Fai

Can you write the correct weather underneath each picture ?

1) _____

2) _____




3) _____

4) _____





5) _____

6) _____

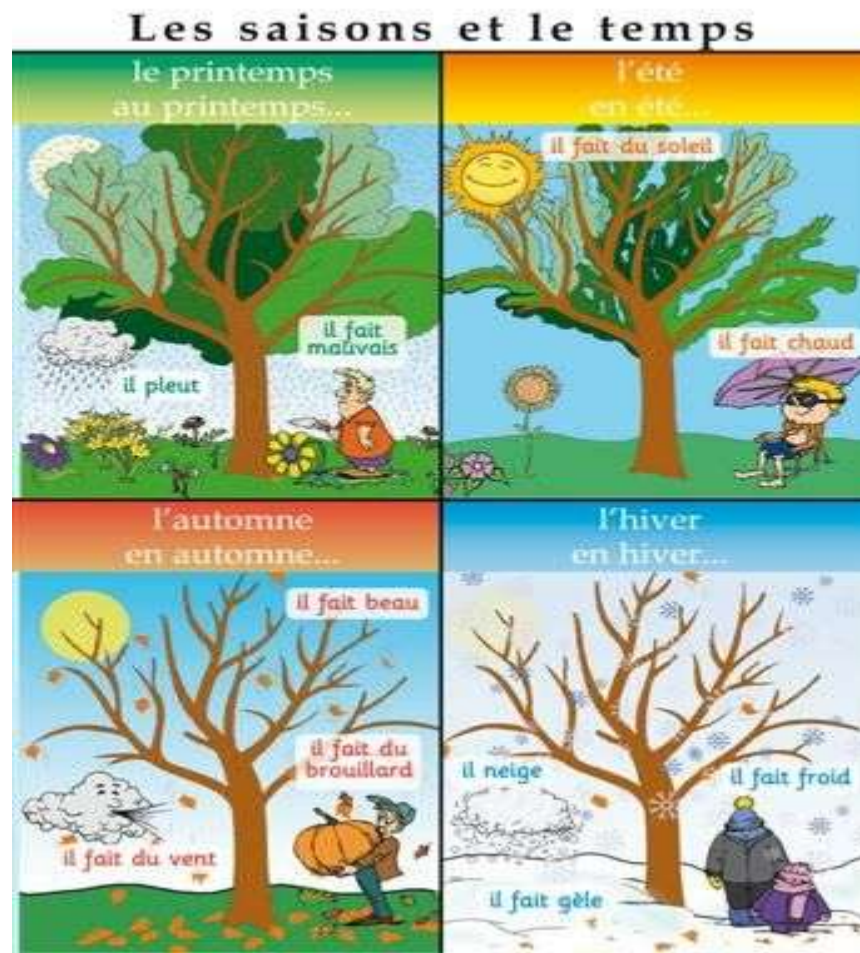
Il fait chaud Il neige Il y a du soleil
Il pleut Il y a du vent Il fait froid

 Assignment	Draw today's weather and write the weather in French
 Assessment	The activity needs to be marked once it is done, meaning that the student needs to bring it over for marking plus feedback.
 References	

LESSON Plan

 Teacher	Name : Ricka Mera Subject : FRENCH
 Date	Week 6
 	Strand 3 : Weather Topic : Quel temps fait-il ? Lesson number : 2
 Learning	Specific Learning outcome/objectives: <ul style="list-style-type: none"> • Identify different seasons • Do activities about seasons

outcomes	
 Introduction	Refers to notes page
 Catch phrase for the lesson	
 Learners notes	<p>Summary</p> 
 Visual aids	



Youtube French with Alexa and dial seasons.



Exercises



Le printemps




L'été




L'automne



L'hiver



Cartes à découper




Assignment



Write a journal about weather for a week






The activity needs to be mark once it is done,

Assessment	meaning that the student needs to bring it over for marking plus feedback.
 References	

LESSON Plan

 Teacher	Name : Ricka Subject : FRENCH
 Date	Week 6

	<p>Strand 3 : future</p> <p>Topic : Qu'est-ce que tu vas faire ce week-end?</p> <p>Lesson number : 3</p>
 <p>Learning outcomes</p>	<p>Specific learning outcomes/objectives:</p> <ul style="list-style-type: none"> • identify sports activities • talks about sports activities
 <p>Introduction</p>	<p>Refer to their Notes(soft copy) Page 132-139</p> <p>Read the dialogue and do activities true and false</p>



Qu'est-ce que tu vas faire ce week-end ?



Samedi après-midi je vais faire du vélo.
de la planche à voile.
de l'aérobic.
une promenade.



Et puis dimanche je vais aller au cinéma,
chez ma copine,
en ville avec des ami(e)s.



Summary

Je **vais**+**verb** in infinitif

Egg. Demain je **vais**+ **partir** a tanna

Samedi tu **vas**+ **nager** a la piscine.

Learners

notes

Verbs can refer to actions that take place in the past, the present or the future.

In French there are two ways of talking about what you are going to do at some future time. You can use the present tense with a future time marker:

Or you can use the **futur proche**, the immediate future tense. This is formed by using the verb *aller* (*to go*) + the infinitive of the action.

Only the **aller** part of the sentence changes its form according to the subject. The infinitive remains the same.

Demain, je joue au tennis.
Dimanche matin, je vais à la messe.
Les cours commencent la semaine prochaine.

Samedi je vais jouer au tennis.
Est-ce que tu vas finir tes devoirs?
Nous allons attendre nos amis.
Ils vont faire de l'aérobic en ville.

	je vais	
	tu vas	
	il va	
	elle va	
Ce soir	on va	regarder la télévision
	nous allons	
	vous allez	
	ils vont	
	elles vont	

2

To say what happens on a certain day each week, we use **le** with the day in question:

To say what is happening on one particular day, we use the day on its own:

Le samedi je fais de la natation.
On Saturdays I go swimming.
Samedi je fais de la natation.
This Saturday I am going swimming.



Visual aids

Go to youtube (French with Alexa) type futur proche.



Link the words that rhyme.

- | | | | |
|---|------------|-----|------------|
| a | vais | i | au revoir |
| b | plage | ii | regardez |
| c | dimanche | iii | australien |
| d | après-midi | iv | âge |
| e | regarder | v | planche |
| f | bonsoir | vi | samedi |
| g | demain | vii | fais |

vocabulaire

6 Complétez les phrases

Complete these sentences with the equipment needed for each activity.

des chaussures solides un ballon un vélo une raquette des boules des skis

- On joue au foot avec _____.
- On joue à la pétanque avec _____.
- On joue au tennis avec _____.
- On fait du ski avec _____.
- On fait une randonnée à pied avec _____.
- On fait du vélo avec _____.



Assignment

Say what are you going to do tomorrow.

Je vais+verb in infinitif



Assessment

The activity needs to be mark once it is done, meaning that the student needs to bring it over for marking plus feedback.



References

LESSON Plan



Teacher

Name : Ricka Mera
Subject : French




















Date

Week 7













Strand 3 : future
Topic : qu'est ce tu vas faire ce weekend ?
Lesson number : 1



 Learning outcomes	Specific learning outcomes/objectives: <ul style="list-style-type: none"> • talking about your weekend
 Introduction	You are going to use the tense future proche to talk about what you are going to do this weekend.
 	Catch phrase for the lesson
 Learners notes	<p>Summary :eggLe dimanche je <i>vais me reveiller</i> ensuite je <i>vais faire</i> ma douche puis je <i>vais prendre</i> mon petit déjeuner et je <i>vais faire</i> du shopping avec maman. Après midi je <i>vais aller</i> a la piscine. Le soir je <i>vais preparer</i> le diner ensuite je <i>vais faire</i> mon devoir et je <i>vais me coucher</i>.</p>
 Visual aids	Video (French with Alexa on youtube) Leisure activities and sports activities
 Exercises	

	<p>Use the pictures to say what these people are going to do this weekend.</p> <p>a  D'abord, vendredi soir on <u>va aller au cinéma.</u></p> <p>b  Puis, samedi matin, mon frère _____</p> <p>c  Moi et ma mère, nous _____</p> <p>d  Ensuite, samedi après-midi, mon père, mon frère et moi, nous _____</p> <p>e  Après, samedi soir, tout le monde _____</p> <p>f  Dimanche matin, on _____</p> <p>g  Puis, dimanche après-midi, je _____</p> <p>h  Enfin, dimanche soir, nous _____</p>
 Assignme nt	1.Continue to write your paragraph and talks about your weekend.
 Assessme nt	The activity needs to be mark once it is done, meaning that the student needs to bring it over for marking plus feedback.
 Reference s	








LESSON Plan






 Teacher	Name : Ricka Mera Subject : FRENCH
 Date	Week 7
 	Strand 3 : future Topic : qu'est ce tu vas faire ce weekend ? Lesson number : 2
 Learning outcomes	Specific Learning Outcome/objective: <ul style="list-style-type: none"> • talking about your afternnoon
 Introduction	Follow the same example on previous lesson and talks about your afternoon.
 	Catch phrase for the lesson
 	Demain apres l'ecole, je vais jouer au foot avec mes amis. Ensuite je vais rentrer chez moi. Puis je vais laver mon uniforme et je vais me reposer . Apres je vais faire mes devoirs et je vais diner avec ma famille. Enfin je

Learners notes	vais regarder le journal a la tele et je vais me coucher.
 Visual aids	Type on youtube French with Alexa. Type future proche.
 Exercises	<p>Put the activities in order, then choose the correct word from those shown below, according to the order in which they take place.</p> <p>Puis D'abord Pour terminer Ensuite Après</p> <p>samedi matin samedi après-midi samedi soir</p> <div data-bbox="448 965 587 1133"></div> <div data-bbox="619 976 740 1128"></div> <div data-bbox="810 969 884 1122"></div> <div data-bbox="927 965 1066 1128"></div> <div data-bbox="1094 954 1233 1122"></div> <div data-bbox="1246 954 1385 1122"></div> <p>a <input type="checkbox"/> _____, je vais jouer au tennis avec des amis.</p> <p>b <input type="checkbox"/> _____, je vais dîner chez Annie avant d'aller voir un film français.</p> <p>c <input type="checkbox"/> _____, nous allons prendre un café au Bonton.</p> <p>d <input type="checkbox"/> _____, je vais faire un cours d'aérobic.</p> <p>e <input type="checkbox"/> _____, je vais faire du surf à la plage de Bondi.</p>
 Assignment	<p>Write in one paragraph and talk about what you are going to do after school.</p> <p>Demain apres l'ecole, je vais jouer au foot avec mes amis. Ensuite je vais rentrer chez moi. Puis je vais laver mon uniforme et je vais me reposer. Apres je vais faire mes devoirs et je vais diner avec ma famille. Enfin je vais regarder le journal a la tele et je vais me coucher.</p>







 Assessment	The activity needs to be mark once it is done, meaning that the student needs to bring it over for marking plus feedback.
 References	

LESSON Plan

 Teacher	Name : Ricka Mera Subject : FRENCH
 Date	Week 7
	Strand 4 : Future proche Topic : Qu'est ce tu vas faire ce weekend Lesson number : 3
 Learning outcomes	Specific learning outcomes/objectives: <ul style="list-style-type: none"> • talks about what he/she is going to do on Saturday this coming weekend.
 Introduction	Refer to previous examples
	Catch phrase for the lesson
 Learners notes	Summary <i>Le dimanche je vais me reveiller ensuite je vais faire ma douche puis je vais prendre mon petit déjeuner et je vais faire du shopping avec maman. Apres midi je vais aller a la piscine. Le soir je vais preparer le diner ensuite je vais faire mon devoir et je vais me coucher.</i>

	Refer to their previous lesson
 Visual aids	Go to youtube type French with ALEXA and type 'futur proche'
 Exercises	<p>1. Talk about what you are going to do this weekend either Saturday or Sunday.</p> <p><i>Egg. Le dimanche je vais me reveiller ensuite je vais faire ma douche puis je vais prendre mon petit déjeuner et je vais faire du shopping avec maman. Après midi je vais aller à la piscine. Le soir je vais préparer le dîner ensuite je vais faire mon devoir et je vais me coucher.</i></p>
 Assignment	Complete your writing.
 Assessment	The activity needs to be marked once it is done, meaning that the student needs to bring it over for marking plus feedback.
 References	

LESSON Plan

 Teacher	Name : Ricka Mera Subject : FRENCH
 Date	Week 8
	Strand 4 : Talking about past Topic : J'ai trouve mon cartable Lesson number : 1
 Learning outcomes	Specific learning outcomes: <ul style="list-style-type: none"> • identify the past tense • identify the verb to have and to be
 Introduction	Refers to your note on page Tapis volant
	Catch phrase for the lesson



Learners notes

Unité 15

1. Talking about what you are going to do (the future tense)

Verbs can refer to things that take place in the past, in the present or in the future. In French there are two simple ways of talking about what you are going to do at some future time.

You can use the present tense.

Samedi je fais du tennis.
On Saturday I'm playing tennis.

Or, you can use *je vais* (I'm going to ...).

Samedi je vais faire du tennis.
On Saturday I'm going to play tennis.

The *I'm going to ...* form is a very useful one to know. You simply use a form of the verb *to go* with the infinitive form of the other verb. The infinitive does not change its form.

Je vais regarder la télé ce soir.
Tu vas partir?
Elle va manger au restaurant.

Note the difference between:

Demain je vais chez Patricia.
Tomorrow I'm going to Patricia's place.

and






Demain je vais aller chez Patricia.
Tomorrow I'm going to go to Patricia's place.

Although the structures are different, the meanings are much the same. For example, when you ask someone what they are going to do on Sunday, you can say:








Qu'est-ce que tu fais dimanche?



or

Qu'est-ce que tu vas faire dimanche?

 Visual aids	Go to youtube and type French with Alexa and type past tense(passé compose)
 Exercises	<p><i>write the past participle for these verbs</i></p> <p>J'aidu pain (manger)</p> <p>Tu as.....la television (Regarder)</p> <p>Il a son devoir (finir)</p> <p>Nous avons.....son amis (Choisir)</p> <p>Vous avez..... au foot (jouer)</p> <p>Ils ont..... a santo (habiter)</p> <p>Elles ont.....en retard (arriver)</p>
 Assignment	Write what you have done yesterday after school
 Assessment	The activity needs to be mark once it is done, meaning that the student needs to bring it over for marking plus feedback.
 References	

LESSON Plan

 Teacher	Name : Ricka Mera Subject : French
 Date	Week 8
	Strand 4 : Talking about past Topic : J'ai trouv <u>e</u> mon cartable Lesson number : 2
 Learning outcomes	Specific learning outcomes/objectives: <ul style="list-style-type: none"> • what he was eating this morning. • say what he was done this morning
 Introduction	J'ai +mange du pain Avoir+past participle (to talks about what was done
	Catch phrase for the lesson
	Read the Grammar on page.....

Learners notes	
 Visual aids	Go to youtube and type French with Alexa and type past tense(passé compose) <u>Avoir+past participle</u>
 Exercises	

5 Une journée extraordinaire! Complétez.

fait trouvé étudié renversé rangé
oublié laissé travaillé placé cherché



Anna parle à Ben:

Quelle journée difficile! J'ai _____ beaucoup de bêtises. J'ai _____ ma brosse à dents dans le salon. J'ai _____ mon cartable partout, mais sans succès. J'ai _____ mon Walkman dans la baignoire. J'ai _____ pour un test de math, mais c'est après-demain! J'ai _____ dans le jardin où j'ai _____ la poubelle. J'ai _____ le salon mais pas ma chambre. J'ai _____ mes lunettes de soleil quelque part, mais où? J'ai _____ de téléphoner à Kylie ...
Demain, ça va aller mieux!


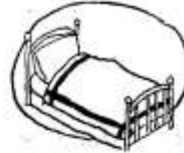
Activités

1 C'est où?

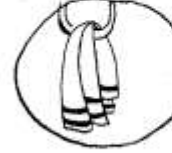
Write down the names of the places in and around a house where you would normally find these objects.

Exemple: une brosse à dents → dans la salle de bains

a une casserole b un lit c une fleur d une table




e la télé f un fauteuil g une serviette h une douche














Assignment

Talk about what you have done yesterday using past Tense in one paragraph

 Assessment	The activity needs to be mark once it is done, meaning that the student needs to bring it over for marking plus feedback.
References	

LESSON Plan

 Teacher	Name : Ricka Mera Subject : French
 Date	Week 8
 	Strand 4 : Talking about past Topic : J'ai trouve mon cartable Lesson number : 3
 Learning outcomes	Specific learning outcomes/objectives: <ul style="list-style-type: none"> • what he was eating this morning. • say what he was done this morning
 Introduction	Je suis +arrivee en retard hier Etre+past participle (to talks about what was done

	<p>Catch phrase for the lesson</p>
 Learners notes	<p>Read the Grammar on page.....</p>
 Visual aids	<p>Go to youtube and type French with Alexa and type past tense(passé compose) <u>E</u>tre+past participle</p>
 Exercises	<p>1. talks about what you have done yesterday</p>
 Assignment	<p>Complete</p>
 Assessment	<p>The activity needs to be mark once it is done, meaning that the student needs to bring it over for marking plus feedback.</p>
<p>References</p>	



WEEKLY CHECKLIST For Parents:

Term: 2 Week number 1 Date..... to..... Month:

Subject	Number of lessons	Days	Tick when activity is complete	Parents comment	Signature
	1				
	2				
	3				
	4				
	5				
	6				

Term: 2 Week number 2 Date..... to..... Month:

Subject	Number of lessons	Days	Tick when activity is complete	Parents comment	Signature
	1				
	2				
	3				
	4				
	5				
	6				

Term: 2 Week number 3 Date..... to..... Month:

Subject	Number of lessons	Days	Tick when activity is complete	Parents comment	Signature
	1				
	2				
	3				
	4				
	5				
	6				

Term: 2 Week number 4 Date..... to..... Month:

Subject	Number of lessons	Days	Tick when activity is complete	Parents comment	Signature
	1				
	2				
	3				
	4				
	5				
	6				

Term: 2 Week number 5 Date..... to..... Month:

Subject	Number of lessons	Days	Tick when activity is complete	Parents comment	Signature
	1				
	2				
	3				
	4				
	5				
	6				

Term: 2 Week number 6 Date..... to..... Month:

Subject	Number of lessons	Days	Tick when activity is complete	Parents comment	Signature
	1				
	2				
	3				
	4				
	5				
	6				

Term: 2 Week number 7 Date..... to..... Month:

Subject	Number of lessons	Days	Tick when activity is complete	Parents comment	Signature
	1				
	2				
	3				
	4				
	5				
	6				

Term: 2 Week number 8 Date..... to..... Month:

Subject	Number of lessons	Days	Tick when activity is complete	Parents comment	Signature
	1				
	2				
	3				
	4				
	5				
	6				

Term: 2 Week number 9 Date..... to..... Month:

Subject	Number of lessons	Days	Tick when activity is complete	Parents comment	Signature
	1				
	2				
	3				
	4				
	5				
	6				

Term: 2 Week number 10 Date..... to..... Month:

Subject	Number of lessons	Days	Tick when activity is complete	Parents comment	Signature
	1				
	2				
	3				
	4				
	5				
	6				

Term: 2 Week number 11 Date..... to..... Month:

Subject	Number of lessons	Days	Tick when activity is complete	Parents comment	Signature
	1				
	2				
	3				
	4				
	5				
	6				

Term: 2 Week number 12 Date..... to..... Month:

Subject	Number of lessons	Days	Tick when activity is complete	Parents comment	Signature
	1				
	2				
	3				
	4				
	5				
	6				

Term: 2 Week number 13 Date..... to..... Month:

Subject	Number of lessons	Days	Tick when activity is complete	Parents comment	Signature
	1				
	2				
	3				
	4				
	5				

	6				