



Government of Vanuatu

PMB 9016, Port Vila, Vanuatu

Telephone: 23122 / 22323 Email admin@centralschool.edu.vu

Central School

Home School Package

Year :7 A&B















Ministry of Education and Training / Ministère de l'Éducation et de la Formation
Republic of Vanuatu / République du Vanuatu

HOME SCHOOL PACKAGE CONTENT

- 1) Jacob and Esau**
- 2) Joesph**
- 3) Moses (God prepares Moses)**
- 4) The Escape from Egypt**
- 5) Learning to trust God in Deserts**
- 6) The ten commandments**
- 7) A General survey of the first Missionaries**
- 8) Individuals projects on Missionaries from one Area**
- 9) Good and Bad Results of the coming of missionaries to vanuatu.**

LESSON Plan

 Teacher	Name : Silas Ali Silas Subject : Religious Education
 Date	Term 2 Week 7 (subject to change depending on the situations Covid-19)
	Topic : Moses/ God prepares Moses Lesson number : 7
 Learning outcomes	To understand how to walk in faith with God
 Introduction	Moses and the ten commandments

	<p>Catch phrase for the lesson: Slavery</p>
 Learners notes	<p>Summary</p> <p>God prepares Moses for his work.</p>
 Visual aids	<p>https://www.youtube.com/watch?v=65KgsHvFKd4&list</p>
 Exercises	<p>Exodus 1:1-4 Use videos to describe the hard Conditions of the Israelites under slavery.</p>
 Assignment	<p>Read Ex 1 :22/2 :1-10. Ex 2 :9-10. Exodus 2 :11 Exodus 3 :1-15. State some important points in this verses to see how God prepares Moses for his work.</p>
 Assessment	
 References	<p>Bible</p>



WEEKLY CHECKLIST For Parents:

Term: 2 Week number 5 Date..... to..... Month:

Subject	Number of lessons	Days	Tick when activity is complete	Parents comment	Signature
	1				
	2				
	3				
	4				
	5				
	6				

Term: 2 Week number 2 Date..... to..... Month:

Subject	Number of lessons	Days	Tick when activity is complete	Parents comment	Signature
	1				
	2				
	3				
	4				
	5				
	6				

Term: 2 Week number 3 Date..... to..... Month:

Subject	Number of lessons	Days	Tick when activity is complete	Parents comment	Signature
	1				
	2				
	3				

	4				
	5				
	6				

Term: 2 Week number 4 Date..... to..... Month:

Subject	Number of lessons	Days	Tick when activity is complete	Parents comment	Signature
	1				
	2				
	3				
	4				
	5				
	6				

Term: 2 Week number 5 Date..... to..... Month:

Subject	Number of lessons	Days	Tick when activity is complete	Parents comment	Signature
	1				
	2				
	3				

	4				
	5				
	6				

Term: 2 Week number 6 Date..... to..... Month:

Subject	Number of lessons	Days	Tick when activity is complete	Parents comment	Signature
	1				
	2				
	3				
	4				
	5				
	6				

Term: 2 Week number 7 Date..... to..... Month:

Subject	Number of lessons	Days	Tick when activity is complete	Parents comment	Signature
	1				
	2				
	3				

	4				
	5				
	6				

Term: 2 Week number 8 Date..... to..... Month:

Subject	Number of lessons	Days	Tick when activity is complete	Parents comment	Signature
	1				
	2				
	3				
	4				
	5				
	6				

Term: 2 Week number 9 Date..... to..... Month:

Subject	Number of lessons	Days	Tick when activity is complete	Parents comment	Signature
	1				
	2				
	3				

	4				
	5				
	6				

Term: 2 Week number 10 Date..... to..... Month:

Subject	Number of lessons	Days	Tick when activity is complete	Parents comment	Signature
	1				
	2				
	3				
	4				
	5				
	6				

Term: 2 Week number 11 Date..... to..... Month:

Subject	Number of lessons	Days	Tick when activity is complete	Parents comment	Signature
	1				
	2				
	3				

	4				
	5				
	6				

Term: 2 Week number 12 Date..... to..... Month:

Subject	Number of lessons	Days	Tick when activity is complete	Parents comment	Signature
	1				
	2				
	3				
	4				
	5				
	6				

Term: 2 Week number 13 Date..... to..... Month:

Subject	Number of lessons	Days	Tick when activity is complete	Parents comment	Signature
	1				

	2				
	3				
	4				
	5				
	6				